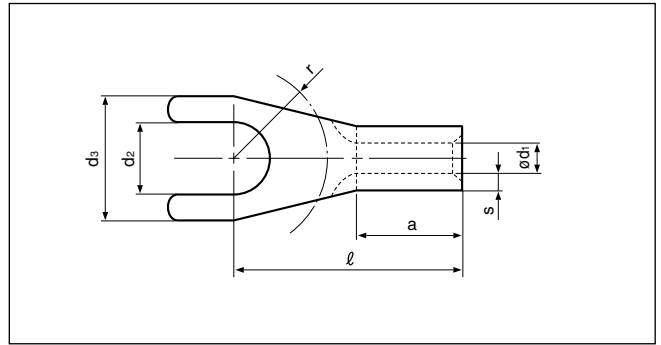
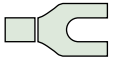


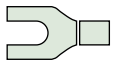
**SPADE TONGUE** *Non-insulated*



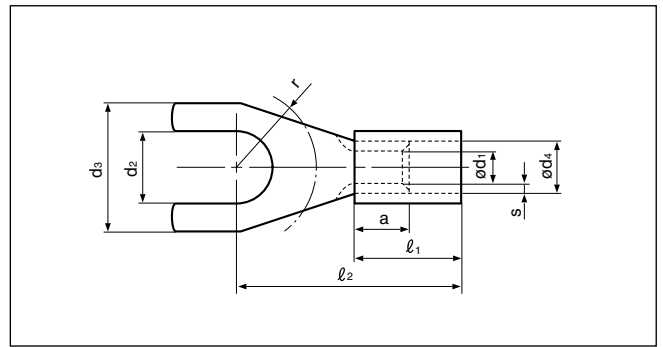
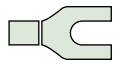
Applicable Wire mm <sup>2</sup>	Stud Size Metric	Part No.	Nominal Size	Dimensions mm (in.)							Tool No.	Qty/box
				ød <sub>2</sub>	ød <sub>3</sub>	r	l	a	ø d <sub>1</sub>	s		
0.1 to <0.5	3	<b>GS3-0.5C</b>		3.2 (.126)	5.0 (.197)	5.0 (.197)	10.0 (.394)	4.0 (.157)	1.0 (.039)	0.5 (.020)	WC-0510DIN	2,000
0.5 to 1	3	<b>GS3-1C</b>		3.2 (.126)	6.0 (.236)	4.5 (.177)	11.0 (.433)	5.0 (.197)	1.6 (.063)	0.8 (.031)	WC-0510DIN	2,000
	3	<b>GS3L-1C</b>		3.2 (.126)	6.5 (.256)	3.5 (.138)	8.0 (.315)	4.0 (.157)				
	3.5	<b>GS3.5-1C</b>		3.7 (.146)	6.0 (.236)	4.5 (.177)	11.0 (.433)	5.0 (.197)				
	3.5	<b>GS3.5L-1C</b>		3.7 (.146)	6.5 (.256)	3.5 (.138)	8.0 (.315)	4.0 (.157)				
	4	<b>GS4M-1C</b>		4.3 (.169)	6.8 (.268)	5.5 (.217)	11.0 (.433)	5.0 (.197)				
	4	<b>GS4-1C</b>		4.3 (.169)	8.0 (.315)	6.0 (.236)	12.0 (.472)	5.0 (.197)				
	5	<b>GS5-1C</b>		5.3 (.209)	10.0 (.394)	6.5 (.256)	13.0 (.512)	5.0 (.197)				
	6	<b>GS6-1C</b>		6.5 (.256)	12.0 (.472)	10.0 (.394)	17.0 (.669)	5.0 (.197)				
>1 to 2.5	3	<b>GS3-2.5C</b>		3.2 (.126)	6.0 (.236)	4.5 (.177)	11.0 (.433)	5.0 (.197)	2.3 (.091)	0.8 (.031)	WC-0510DIN	2,000
	3.5	<b>GS3.5L-2.5C</b>		3.7 (.146)	6.8 (.268)	4.5 (.177)	11.0 (.433)					
	4	<b>GS4S-2.5C</b>		4.3 (.169)	6.8 (.268)	4.5 (.177)	11.0 (.433)					
	4	<b>GS4-2.5C</b>		4.3 (.169)	8.0 (.315)	6.0 (.236)	12.0 (.472)					
	5	<b>GS5-2.5C</b>		5.3 (.209)	10.0 (.394)	6.5 (.256)	14.0 (.551)					
	6	<b>GS6-2.5C</b>		6.5 (.256)	11.0 (.433)	7.5 (.295)	16.0 (.630)					
>2.5 to 6	4	<b>GS4-6C</b>		4.3 (.169)	8.0 (.315)	6.0 (.236)	14.0 (.551)	6.0 (.236)	3.6 (.142)	1.0 (.039)	WC-0510DIN	1,000
	5	<b>GS5-6C</b>		5.3 (.209)	10.0 (.394)	6.5 (.256)	15.0 (.591)					
	6	<b>GS6-6C</b>		6.5 (.256)	11.0 (.433)	7.5 (.295)	16.0 (.630)					
	8	<b>GS8-6C</b>		8.4 (.331)	14.0 (.551)	10.0 (.394)	19.0 (.748)					
>6 to 10	4	<b>GS4-10C</b>		4.3 (.169)	10.0 (.394)	6.5 (.256)	16.0 (.630)	8.0 (.315)	4.5 (.177)	1.1 (.043)	WC-0510DIN	500
	5	<b>GS5-10C</b>		5.3 (.209)	10.0 (.394)	6.5 (.256)	16.0 (.630)					
	6	<b>GS6-10C</b>		6.5 (.256)	11.0 (.433)	7.5 (.295)	17.0 (.669)					

Note:1) Contact J.S.T.(U.K.) Ltd for the above tools.

2) Delivery lead times may vary depending on the product. Contact JST for details.



# SPADE TONGUE Insulated



## Vinyl-insulated

Applicable Wire mm <sup>2</sup>	Stud Size Metric	Part No.	Nominal Size	Dimensions mm (in.)										Color	Tool No.	Qty/box
				ød <sub>2</sub>	ød <sub>3</sub>	r	l <sub>1</sub>	l <sub>2</sub>	a	ø d <sub>1</sub>	ø d <sub>4</sub>	s				
0.5 to 1	3.5	FVGS3.5-1C		3.7 (.146)	6.0 (.236)	4.5 (.177)	10.0 (.394)	16.0 (.630)	5.0 (.197)	1.6 (.063)	3.4 (.134)	0.8 (.031)	Red	WC-2210DIN	1,000	
	4	FVGS4-1C		4.3 (.169)	8.0 (.315)	6.0 (.236)		17.0 (.669)								
	4	FVGS4M-1C		4.3 (.169)	6.8 (.268)	5.5 (.217)		16.0 (.630)								
	5	FVGS5-1C		5.3 (.209)	10.0 (.394)	6.5 (.256)		18.0 (.709)								
	6	FVGS6-1C		6.5 (.256)	12.0 (.472)	10.0 (.394)		22.0 (.866)								
	8	FVGS8-1C		8.4 (.331)	12.0 (.472)	10.0 (.394)		22.0 (.866)								
>1 to 2.5	3	FVGS3-2.5C		3.2 (.126)	6.0 (.236)	4.5 (.177)	11.0 (.433)	17.0 (.669)	5.0 (.197)	2.3 (.091)	4.3 (.169)	0.8 (.031)	Blue	WC-2210DIN	1,000	
	3.5	FVGS3.5L-2.5C		3.7 (.146)	6.8 (.268)	4.5 (.177)		17.0 (.669)								
	4	FVGS4S-2.5C		4.3 (.169)	6.8 (.268)	4.5 (.177)		17.0 (.669)								
	4	FVGS4-2.5C		4.3 (.169)	8.0 (.315)	6.0 (.236)		18.0 (.709)								
	5	FVGS5-2.5C		5.3 (.209)	10.0 (.394)	6.5 (.256)		20.0 (.787)								
	6	FVGS6-2.5C		6.5 (.256)	11.0 (.433)	7.5 (.295)		22.0 (.866)								
>2.5 to 6	4	FVGS4-6C		4.3 (.169)	8.0 (.315)	6.0 (.236)	12.0 (.472)	20.0 (.787)	6.0 (.236)	3.6 (.142)	6.4 (.252)	1.0 (.039)	Yellow	WC-2210DIN	500	
	5	FVGS5-6C		5.3 (.209)	10.0 (.394)	6.5 (.256)		21.0 (.827)								
	6	FVGS6-6C		6.5 (.256)	11.0 (.433)	7.5 (.295)		22.0 (.866)								
	8	FVGS8-6C		8.4 (.331)	14.0 (.551)	10.0 (.394)		25.0 (.984)								

Note:1) Contact J.S.T.(U.K.) Ltd for the above tools.  
 2) Delivery lead times may vary depending on the product. Contact JST for details.

## Nylon-insulated

Applicable Wire mm <sup>2</sup>	Stud Size Metric	Part No.	Nominal Size	Dimensions mm (in.)										Color	Tool No.	Qty/box
				ød <sub>2</sub>	ød <sub>3</sub>	r	l <sub>1</sub>	l <sub>2</sub>	a	ø d <sub>1</sub>	ø d <sub>4</sub>	s				
0.1 to 0.5	3	FNGS3-0.5C		3.2 (.126)	5.0 (.197)	5.0 (.197)	8.0(.315)	14.0 (.551)	4.0(.157)	1.0(.039)	2.2(.087)	0.5(.020)	Yellow	—	2,000	
0.5 to 1	3.5	FNGS3.5-1C		3.7 (.146)	6.0 (.236)	4.5 (.177)	10.0 (.394)	16.0 (.630)	5.0 (.197)	1.6 (.063)	3.4 (.134)	0.8 (.031)	Red	WC-2210DIN	1,000	
	4	FNGS4-1C		4.3 (.169)	8.0 (.315)	6.0 (.236)		17.0 (.669)								
	4	FNGS4M-1C		4.3 (.169)	6.8 (.268)	5.5 (.217)		16.0 (.630)								
	5	FNGS5-1C		5.3 (.209)	10.0 (.394)	6.5 (.256)		18.0 (.709)								
	6	FNGS6-1C		6.5 (.256)	12.0 (.472)	10.0 (.394)		22.0 (.866)								
	8	FNGS8-1C		8.4 (.331)	12.0 (.472)	10.0 (.394)		22.0 (.866)								
>1 to 2.5	3	FNGS3-2.5C		3.2 (.126)	6.0 (.236)	4.5 (.177)	11.0 (.433)	17.0 (.669)	5.0 (.197)	2.3 (.091)	4.3 (.169)	0.8 (.031)	Blue	WC-2210DIN	1,000	
	3.5	FNGS3.5L-2.5C		3.7 (.146)	6.8 (.268)	4.5 (.177)		17.0 (.669)								
	4	FNGS4S-2.5C		4.3 (.169)	6.8 (.268)	4.5 (.177)		17.0 (.669)								
	4	FNGS4-2.5C		4.3 (.169)	8.0 (.315)	6.0 (.236)		18.0 (.709)								
	5	FNGS5-2.5C		5.3 (.209)	10.0 (.394)	6.5 (.256)		20.0 (.787)								
	6	FNGS6-2.5C		6.5 (.256)	11.0 (.433)	7.5 (.295)		22.0 (.866)								
>2.5 to 6	4	FNGS4-6C		4.3 (.169)	8.0 (.315)	6.0 (.236)	12.0 (.472)	20.0 (.787)	6.0 (.236)	3.6 (.142)	6.4 (.252)	1.0 (.039)	Yellow	WC-2210DIN	500	
	5	FNGS5-6C		5.3 (.209)	10.0 (.394)	6.5 (.256)		21.0 (.827)								
	6	FNGS6-6C		6.5 (.256)	11.0 (.433)	7.5 (.295)		22.0 (.866)								
	8	FNGS8-6C		8.4 (.331)	14.0 (.551)	10.0 (.394)		25.0 (.984)								

Note:1) Contact J.S.T.(U.K.) Ltd for the above tools.  
 2) Delivery lead times may vary depending on the product. Contact JST for details.